

Scaled data based on original data using
LM-79-08 Approved Method: Electrical and Photometric Measurements of Solid-
State Lighting Products

Test Report Prepared for
Cooper Lighting Solutions
(formerly Eaton)

Brand: STREETWORKS

Report Number: P459768

Luminaire Tested: **GAW-SA2A-AMB-U-5MQ**

Issue Date: 1/6/2021

Test Information

Test Method: LM-79-08
Report Number: P459768
TEST IS SCALED FROM IESNA LM-79-08 TEST DATA (G3-2003-697-3)
Test Lab: INNOVATION CENTER
Issue Date: 1/6/2021
Manufacturer: COOPER LIGHTING SOLUTIONS (FORMERLY EATON)
Product Line: STREETWORKS
Catalog Number: GAW-SA2A-AMB-U-5MQ
Description: GALLEON WALL LUMINAIRE
(2) NARROW BAND AMBER, 500mA LIGHTSQUARES WITH 16 LEDS EACH AND TYPE V MEDIUM OPTICS
Light Source: -
Ballast/Driver: ELECTRONIC DRIVER

Summary

Lumens per Lamp: N/A
Luminaire Lumens: 2347 lumens
Efficiency: N/A
Efficacy: 56.3 lumens/watt
Luminous Opening: Rectangular (W 1' x L: 0.5' x H: 0')
IES Classification: Type V - Short - Full Cutoff
BUG Rating: B2 - U0 - G0

Input Watts (W): 41.7
Input Voltage (V): NR
Input Current (Ain): NR
Voltage Rise (V): NR
Power Factor: NR
Total Harmonic Distortion (THDi): NR
Frequency (hertz): 60
Stabilization Time: NR
Operation Time: NR
Ambient Temperature (°C): NR
Test Distance: 28.75 FT

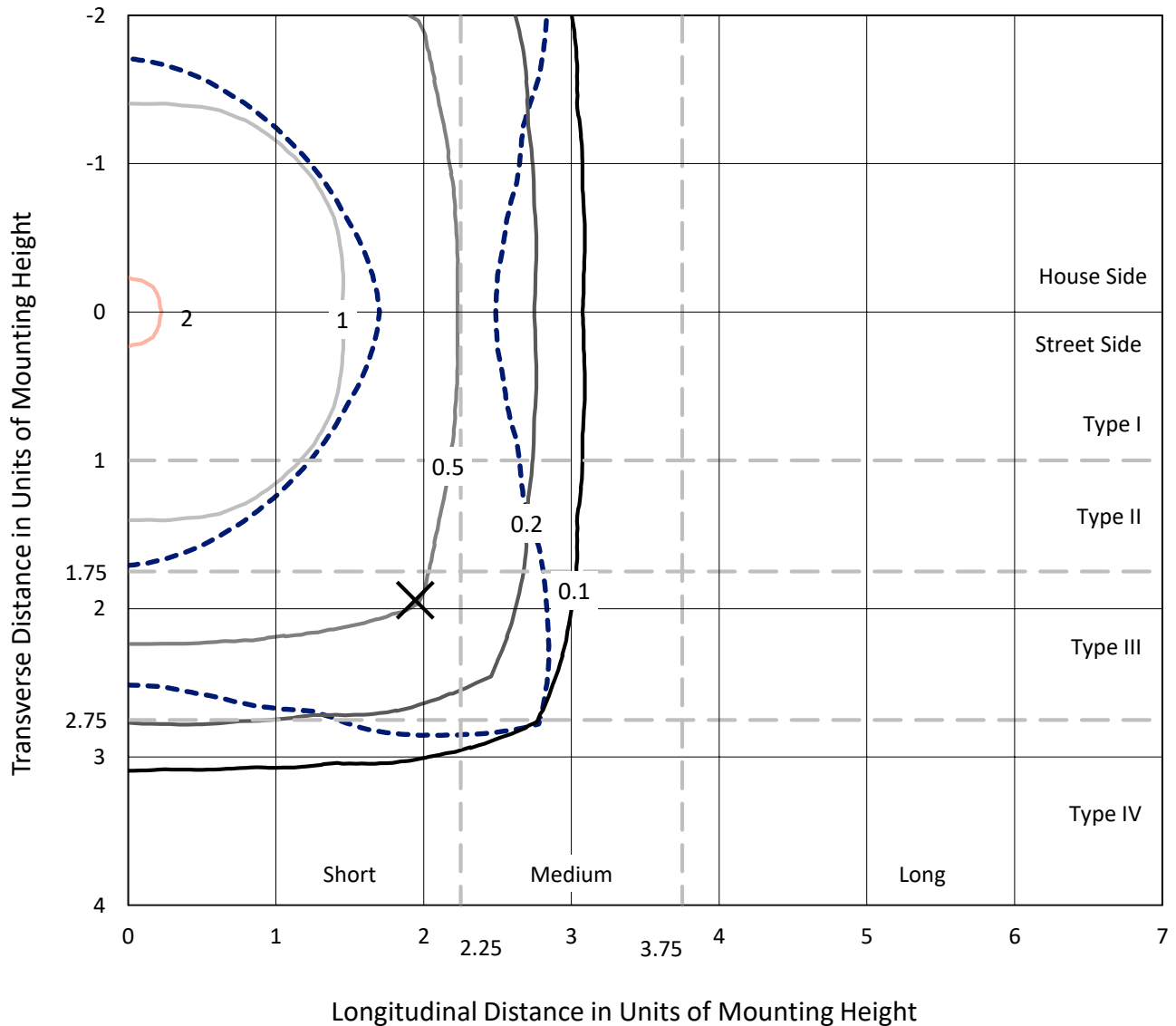


REPORT NUMBER: P459768

CATALOG NUMBER: GAW-SA2A-AMB-U-5MQ

Iso-Footcandle Lines of Horizontal Illumination

× Max cd
 - - - 1/2 Max cd

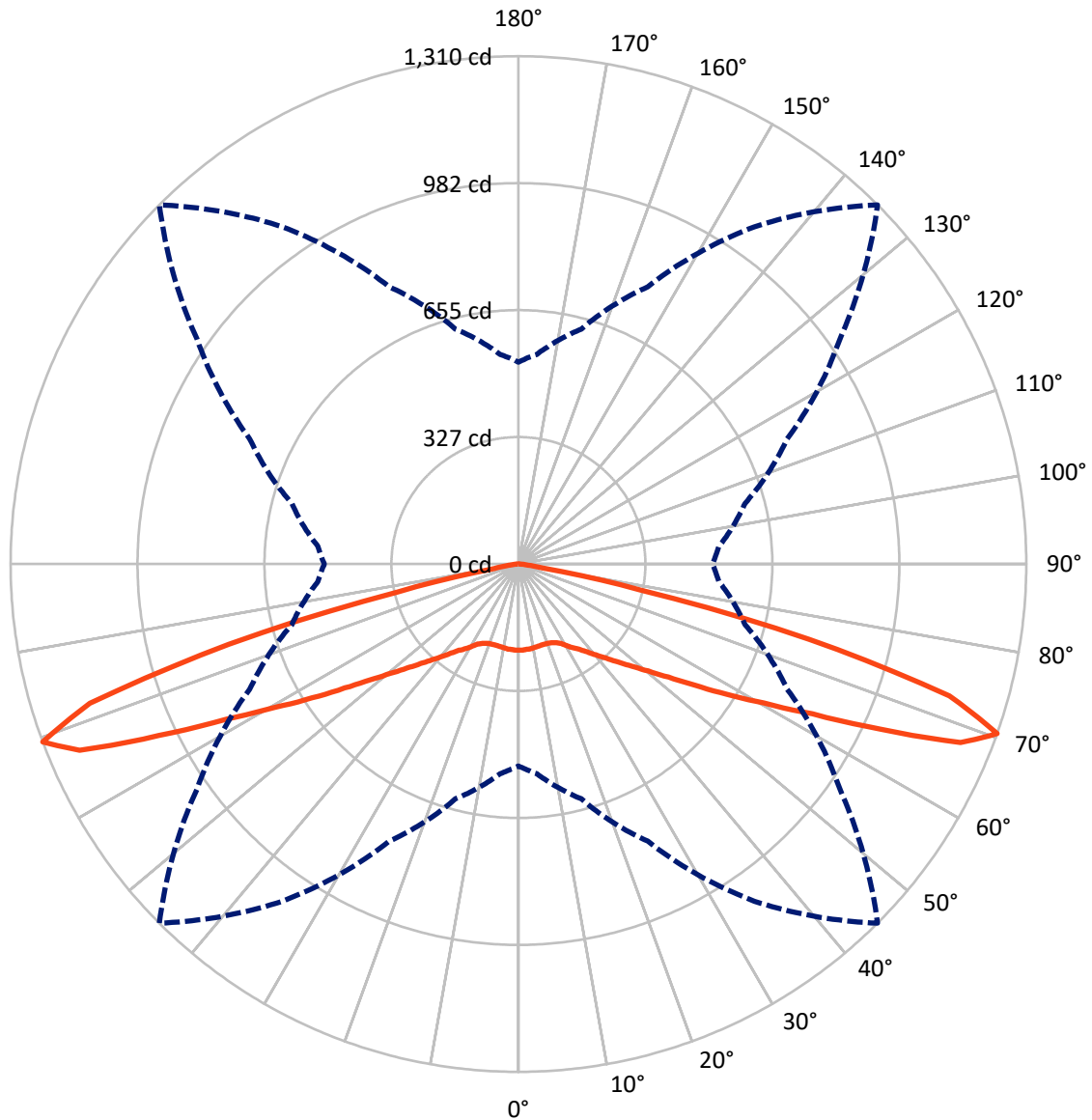


Based on 10 foot mounting height. Maximum calculated value = 2.2 fc
 Type V - Short - Full Cutoff

REPORT NUMBER: P459768

CATALOG NUMBER: GAW-SA2A-AMB-U-5MQ

Luminous Intensity Polar Plot



— Vertical Plane Through 45-Deg Lateral - - - Horizontal Cone Through 70-Deg Vertical

REPORT NUMBER: P459768

CATALOG NUMBER: GAW-SA2A-AMB-U-5MQ

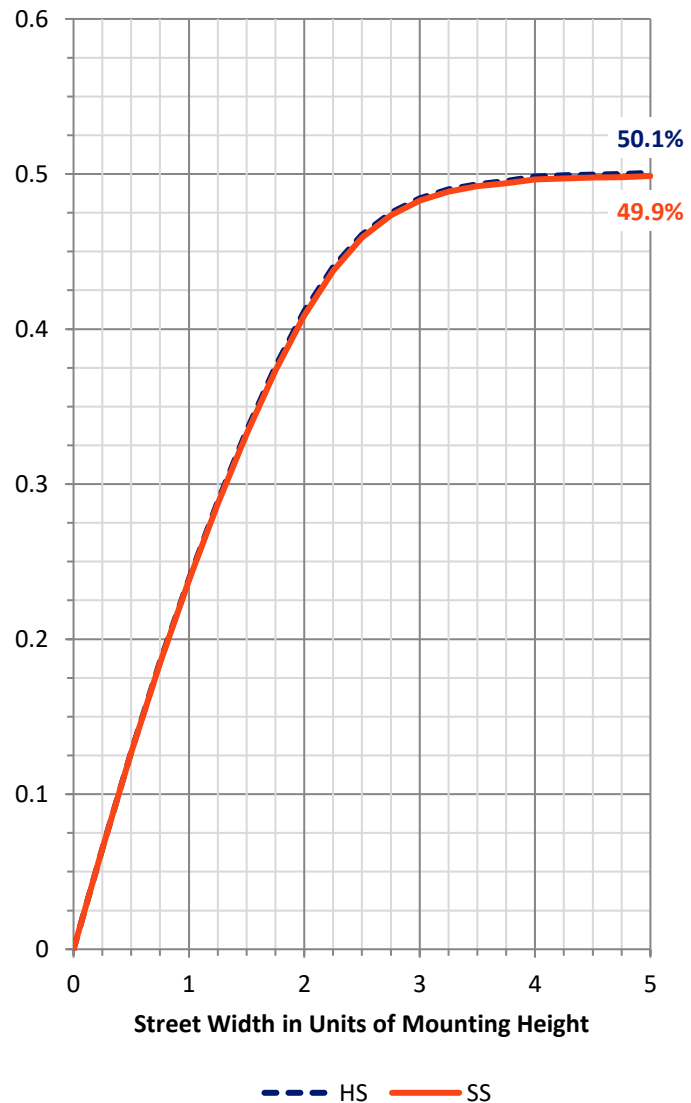
FLUX DISTRIBUTION:

		Downward	Upward	Total
House Side	Lumens	1173.5	0.0	1173.5
	% Fixture	50.0	0.0	50.0
Street Side	Lumens	1173.5	0.0	1173.5
	% Fixture	50.0	0.0	50.0
Total	Lumens	2347.0	0.0	2347.0
	% Fixture	100.0	0.0	100.0

Coefficient of Utilization

ZONAL LUMENS:

Zone	Lumens	% Fixture
0°-10°	21.1	0.9
10°-20°	61.3	2.6
20°-30°	103.8	4.4
30°-40°	170.2	7.3
40°-50°	284.6	12.1
50°-60°	499.6	21.3
60°-70°	820.9	35.0
70°-80°	370.0	15.8
80°-90°	15.4	0.7
90°-100°	0.0	0.0
100°-110°	0.0	0.0
110°-120°	0.0	0.0
120°-130°	0.0	0.0
130°-140°	0.0	0.0
140°-150°	0.0	0.0
150°-160°	0.0	0.0
160°-170°	0.0	0.0
170°-180°	0.0	0.0
0°-90°	2347.0	100.0
0°-180°	2347.0	100.0



REPORT NUMBER: P459768

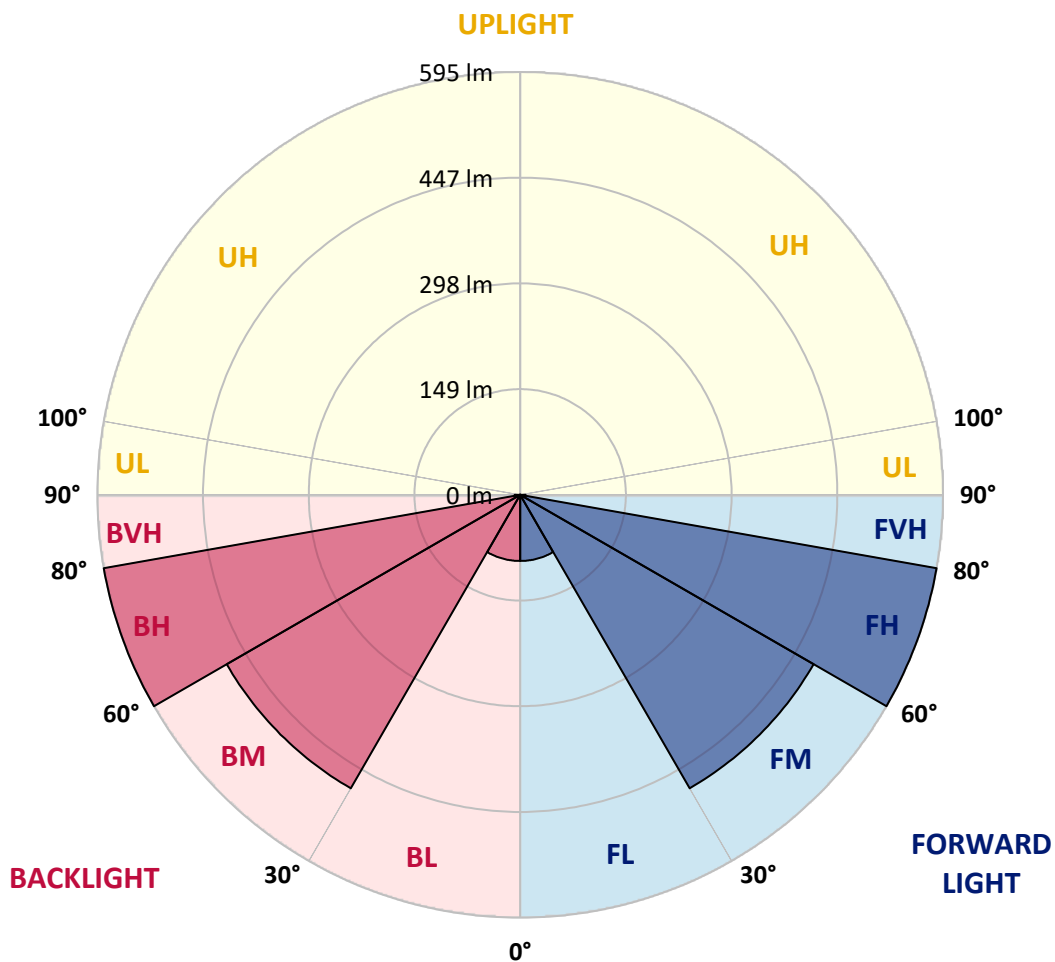
CATALOG NUMBER: GAW-SA2A-AMB-U-5MQ

LUMINAIRE CLASSIFICATION SYSTEM LUMEN TABLE AND BUG RATING:

Zone	Lumens	% Fixture	Zone Rating/Lumen Limit		
			B	U	G
FL (0°-30°)	93.1	4.0			
FM (30°-60°)	477.2	20.3			
FH (60°-80°)	595.5	25.4			G0/660
FVH (80°-90°)	7.7	0.3			G0/10
BL (0°-30°)	93.1	4.0	B0/110		
BM (30°-60°)	477.2	20.3	B1/1000		
BH (60°-80°)	595.5	25.4	B2/1000		G0/660
BVH (80°-90°)	7.7	0.3			G0/10
UL (90°-100°)	0.0	0.0		U0/0	
UH (100°-180°)	0.0	0.0		U0/0	

BUG Rating: B2-U0-G0

Type V Short





REPORT NUMBER: P459768

CATALOG NUMBER: GAW-SA2A-AMB-U-5MQ

CANDELA DISTRIBUTION (FULL):

	0°	5°	15°	25°	35°	45°	55°	65°	75°	85°	90°
0°	222.1	222.1	222.1	222.1	222.1	222.1	222.1	222.1	222.1	222.1	222.1
2.5°	223.0	223.0	223.0	223.0	222.1	222.1	222.1	222.1	222.1	222.1	222.1
5°	223.0	223.0	223.0	222.1	222.1	221.1	222.1	221.1	221.1	221.1	222.1
7.5°	223.0	223.0	223.0	222.1	222.1	221.1	221.1	220.2	220.2	220.2	220.2
10°	220.2	220.2	220.2	220.2	220.2	219.2	219.2	218.2	218.2	218.2	218.2
12.5°	217.3	218.2	217.3	217.3	218.2	218.2	217.3	216.3	215.4	215.4	216.3
15°	215.4	215.4	215.4	215.4	217.3	217.3	217.3	215.4	214.4	214.4	214.4
17.5°	213.5	213.5	213.5	215.4	216.3	217.3	216.3	215.4	214.4	212.5	212.5
20°	212.5	212.5	213.5	215.4	217.3	218.2	218.2	216.3	214.4	212.5	212.5
22.5°	212.5	212.5	214.4	217.3	219.2	220.2	220.2	218.2	216.3	214.4	214.4
25°	216.3	215.4	217.3	221.1	224.0	224.9	225.9	223.0	220.2	218.2	217.3
27.5°	222.1	223.0	224.9	228.8	232.6	231.6	232.6	230.7	228.8	225.9	225.9
30°	233.6	233.6	236.4	240.3	243.1	244.1	244.1	242.2	239.3	237.4	236.4
32.5°	247.0	247.0	249.8	254.6	256.5	257.5	256.5	254.6	250.8	247.9	247.0
35°	260.4	260.4	264.2	269.9	271.8	269.9	270.9	269.0	266.1	264.2	263.2
37.5°	276.6	276.6	281.4	286.2	289.1	287.2	290.0	289.1	285.2	283.3	282.4
40°	295.8	296.7	301.5	307.3	307.3	308.2	311.1	312.0	308.2	306.3	304.4
42.5°	319.7	321.6	325.5	331.2	332.2	332.2	336.0	336.9	335.0	331.2	329.3
45°	348.4	350.3	356.1	361.8	361.8	359.9	365.7	370.4	366.6	360.9	359.0
47.5°	381.9	383.8	391.5	396.3	398.2	393.4	402.0	407.8	403.0	399.2	395.3
50°	422.1	426.0	433.6	441.3	439.4	433.6	445.1	451.8	448.9	440.3	437.4
52.5°	465.2	468.1	483.4	491.0	491.0	484.3	499.7	505.4	496.8	485.3	481.5
55°	523.6	522.6	533.2	550.4	557.1	550.4	562.8	564.8	553.3	543.7	537.0
57.5°	583.9	585.8	600.2	616.4	626.0	633.7	633.7	628.9	612.6	594.4	590.6
60°	653.8	659.5	676.7	697.8	716.9	727.5	711.2	701.6	676.7	661.4	655.7
62.5°	731.3	739.0	764.8	799.3	829.9	851.0	824.2	797.4	765.8	741.8	738.0
65°	755.2	761.9	812.7	887.3	977.3	1027.1	941.9	877.8	803.1	753.3	747.6
67.5°	702.6	705.5	769.6	897.9	1078.8	1229.1	1041.4	880.6	766.7	694.9	691.1
70°	520.7	542.7	627.0	788.7	1061.5	1309.5	1011.8	764.8	605.0	518.8	500.6
72.5°	305.3	300.6	364.7	523.6	867.2	1162.1	823.2	518.8	372.4	307.3	292.9
75°	119.7	121.6	152.2	242.2	491.0	774.4	493.0	244.1	135.9	111.0	110.1
77.5°	41.2	42.1	45.9	58.4	157.9	319.7	162.7	59.3	45.0	47.9	48.8
80°	25.8	24.9	27.8	28.7	34.5	63.2	37.3	30.6	29.7	29.7	30.6
82.5°	13.4	14.4	19.1	20.1	21.1	23.9	23.9	23.0	20.1	15.3	13.4
85°	8.6	6.7	13.4	14.4	13.4	12.4	15.3	17.2	15.3	8.6	9.6
87.5°	3.8	3.8	6.7	6.7	6.7	4.8	6.7	9.6	9.6	3.8	3.8
90°	0.0	0.0	0.0	0.0	0.0	0.0	0.0	0.0	0.0	0.0	0.0

(END OF REPORT)